

ECO (ATLANTIC) OIL & GAS LTD.

MANAGEMENT'S DISCUSSION AND ANALYSIS

FOR THE YEAR ENDED

MARCH 31, 2023

Expressed in US Dollars

Prepared by:

ECO (ATLANTIC) OIL & GAS LTD.

7 Coulson Avenue

Toronto, ON, Canada, M4V 1Y3

July 31, 2023



Introduction

The following Management's Discussion and Analysis (the "**MD&A**") of the financial condition and results of operations of Eco (Atlantic) Oil & Gas Ltd. and its subsidiary companies (individually and collectively, as the context requires, "**Eco Atlantic**" or the "**Company**") constitutes management's review of the factors that affected the Company's financial and operating performance for the year ended March 31, 2023. This discussion should be read in conjunction with the audited consolidated financial statements of the Company for the year ended March 31, 2022, together with the notes thereto, as well as the Company's unaudited condensed consolidated interim financial statements for year ended March 31, 2023 (the "**Financial Statements**"). These documents have been prepared in accordance with International Financial Reporting Standards ("**IFRS**") issued by the International Accounting Standards Board. This MD&A contains forward-looking information that is subject to risk factors including those set out under "Forward Looking Information" below and elsewhere in this MD&A, including under "Risks and Uncertainties". Further information about the Company and its operations can be obtained from the offices of the Company or at www.ecooilandgas.com. **All amounts are reported in US dollars**, unless otherwise noted. This MD&A has been prepared as at July 31, 2023.

Forward Looking Information

Statements contained in this MD&A that are not historical facts are forward-looking statements that involve risks and uncertainties. Forward-looking statements include, but are not limited to, statements with respect to the future price of petroleum and/or natural gas; capital expenditures; costs, timing and future plans concerning the development of petroleum and/or natural gas properties; permitting time lines; currency fluctuations; requirements for additional capital; government regulation of petroleum and natural gas matters; environmental risks; unanticipated reclamation expenses; title disputes or claims; and limitations on insurance coverage. In certain cases, forward-looking statements can be identified by the use of words such as "plans", "expects" or "does not expect", "is expected", "budget", "scheduled", "estimates", "forecasts", "intends", "anticipates" or "does not anticipate", or "believes", or variations of such words and phrases or state that certain actions, events or results "may", "could", "would", "might" or "will be taken", "occur" or "be achieved". Forward-looking statements involve known and unknown risks, uncertainties and other factors which may cause the actual results, performance or achievements of the Company to be materially different from any future results, performance or achievements expressed or implied by the forward-looking statements. Such factors include, among others, risks related to operations; termination or amendment of existing contracts; actual results of drilling activities; results of reclamation activities, if any; conclusions of economic evaluations; changes in project parameters as plans continue to be refined; future prices of petroleum and natural gas; failure of plant, equipment or processes to operate as anticipated; accidents, labour disputes and other risks of the petroleum and natural gas industries; delays in obtaining or failure to obtain any governmental approvals, licenses or financing or in the completion of development activities; as well as those factors discussed in the section entitled "Risks and Uncertainties" in this MD&A. Although the Company has attempted to identify important factors that may cause actual actions, events or results to differ materially from those described in forward-looking statements, there may be other factors that cause actions, events or results not to be as anticipated, estimated or intended. There can be no assurance that forward-looking statements will prove to be accurate, as actual results and future events could differ materially from those anticipated in such statements. Accordingly, readers should not place undue reliance on forward-looking statements. These forward-looking statements are made as of the date of this MD&A and the Company assumes no obligation to update or revise them to reflect new events or circumstances, except as may be required by law.



Nature of Business and Structure of the Company

The Company's business focuses on the generation of shareholder value through high growth energy projects - primarily through identifying, acquiring, and exploring oil and gas assets.

The Company operates in the Republic of Guyana ("**Guyana**"), the Republic of South Africa ("**South Africa**") and the Republic of Namibia ("**Namibia**").

The common shares of the Company (the "**Common Shares**") trade on the TSX Venture Exchange (the "**TSXV**") under the symbol "EOG", and on the AIM Market of the London Stock Exchange (the "**AIM**") under the symbol "ECO".

Overview of Operations

Oil and Gas exploration

Eco (Atlantic) Guyana Inc. ("**Eco Guyana**"), the Company's wholly owned subsidiary, currently holds a 15% interest in the Orinduik Block offshore Guyana governed by a petroleum agreement between the Company, the Government of Guyana, Tullow Guyana B.V. and TOQAP Guyana B.V. (the "**Orinduik License**").

Effective June 28, 2021 and following a second investment in January 2022, the Company became the indirect owner of an interest in the Canje Block offshore Guyana (the "**Canje Block**") through the acquisition of a 7.35% interest in JHI Associates Inc. ("**JHI**"), a private company incorporated in Ontario and headquartered in Toronto, Canada. The Canje Block is operated by ExxonMobil and is held by Working Interest ("**WI**") partners Esso Exploration & Production Guyana Limited (35%), TotalEnergies E&P Guyana B.V. (35%), JHI Associates (BVI) Inc. (17.5%) and Mid-Atlantic Oil & Gas Inc. (12.5%) (together the "**JV Partners**").

The Company holds, through Azinam Limited and Azinam South Africa Limited, two wholly owned subsidiaries of the Company, interests in two offshore petroleum licenses in South Africa. The interests held are a 50% Operated Interest in Exploration Right Block 2B, (the "**Block 2B**"), and a 26.25% Working Interest in Exploration Right Block 3B/4B, (the "**Block 3B/4B**").

The Company also holds an 85% Operated Interest in four licenses in the Walvis Basin, Offshore Namibia ("**Namibia Licenses**"): (i) Petroleum Exploration License ("PEL") #097 (the "**Cooper License**") and (ii) PEL #099 (the "**Guy License**") (iii) PEL #098 (the "**Sharon License**") and (iv) PEL #100 (the "**Tamar License**"). The terms of the Namibia Licenses are governed by Petroleum Agreements (each, a "**Namibia Petroleum Agreement**" and collectively, the "**Eco Namibia Petroleum Agreements**") between the Company, its Namibia Licenses partners, and Namibia's Ministry of Mines and Energy (the "**Ministry**").

The Company is in the development stage and has not yet commenced principal producing operations other than acquiring and analysing certain pertinent geological data in Guyana, South Africa and Namibia and drilling four (two in Orinduik and two in Canje) exploration wells in Guyana and one in South Africa. The Company is currently engaged in the exploration and development of its properties, in addition to evaluating the Jethro and Joe oil discoveries offshore Guyana and the AJ-1 discovery offshore SA, to determine the appropriate appraisal approach.



Renewable Energy development

During 2021, the Company's subsidiary, Eco (BVI) Oil and Gas Ltd, was renamed Solear Ltd., to source, acquire and develop an exclusive pipeline of potential high yield solar energy projects, with a geographic focus in southern Europe. An independent senior team was engaged in the review and analysis of several development projects with potentially promising returns to seek to generate shareholder value.

In February 2022, the Board of directors approved the sale of the Kozani project and resolved to discontinue the renewable energy operations and focus on oil and gas exploration. On November 25, 2022, the Company completed the sale of the Kozani project for total proceeds of €2.3 million (US\$2.4 million).

Significant Developments

- On June 27, 2022, the Company announced the entering into of a farm out agreement for the acquisition of an additional 6.25% Participating Interest (the "**PI**") in Block 3B/4B (the "**Block 3B/4B Farmout**"). On July 6, 2022 the Company announced receipt of TSXV approval of the acquisition which resulted in the issuance of 2,702,702 Common Shares at a deemed price of CAD\$0.48 per Common Share and a cash amount of \$1 million to the vendor of the PI (the "**Vendor**"). Upon fulfillment of future conditions the Vendor is entitled to receive: (i) a cash amount of \$500,000 (ii) Common Shares, at a deemed price of CAD\$0.48 per Common Share, having an aggregate value of \$500,000 (or alternatively in lieu of such Common Shares, at the Company's sole discretion, pay an additional amount of US\$500,000 to the Vendor such that the cash consideration is \$1 million); (iii) Common Shares a deemed price of CAD\$0.48 per Common Share having an aggregate value of \$3 million, which Common Shares will be subject to contractual lock up restrictions; (iv) Common Shares at a deemed price of CAD\$0.48 per Common Share, having an aggregate value of \$2 million; and (v) Common Shares equal to \$2 million divided by the greater of (i) the value of the 30 day VWAP per Common Share prior to the date of the press release announcing the issue of such Common Shares; and (ii) the lowest issuance price then allowed by the rules of the TSXV and AIM (to the extent then listed on such markets, otherwise the average (if listed on more than one market) on such markets as the Common Shares are then listed) subject to a maximum of 10,000,000 Common Shares.
- On June 27, 2022, the Company announced the successful completion of an equity financing on a private placement basis for gross proceeds of \$12.3 million (the "**Financing**"). The Financing resulted in the issuance of 33,406,531 Common Shares, at a deemed price of CAD\$0.48 per Common Share, and an equal amount of warrants with each such warrant exercisable into one additional Common Share upon payment of CAD\$.5215. TSXV approval for the Financing was announced by the Company on July 6, 2022.



- On August 12, 2022, the Company announced that the Island Innovator Semi-Submersible rig, owned by Island Drilling Company AS was released and mobilised for South Africa.
- On October 4, 2022, the Company announced commencement of operations on the Gazania-1 well on Block 2B, 25km offshore the Northern Cape in Orange Basin South Africa. The Gazania-1 prospect is targeting a 300 million barrels light oil resource.
- On October 27, 2022 the Petroleum Agency of South Africa ("**PASA**") approved the operator's application to extend the Block 3B/4B license (being the first renewal of the Exploration Right) and to move into the first extension period of two years. The deed ratifying such extension was signed on December 2, 2022.
- On November 15, 2022, the Company submitted a Production Right Application to the PASA, for Block 2B, based on the existing oil discovery of AJ-1 and potential future operations.
- On November 18, 2022, the Company announced that the Gazania-1 well on Block 2B, offshore South Africa, which spudded on October 10, 2022, reached target depth of 2,360m but did not show evidence of commercial hydrocarbons. The well was plugged and abandoned as planned. Gases normally associated with light oil were encountered throughout the drilling of the well.
- On November 25, 2022, the Company completed the sale of its 100% interest in the Kozani Photovoltaic Development Project for total proceeds of €2.3 million (US\$2.4 million).
- On December 19, 2022, the Company announced that it had received the requisite regulatory approvals from the Department of Mineral Resources and Energy ("**DMRE**") of South Africa and the PASA in respect of the acquisition by its wholly owned subsidiary Azinam Limited ("**Azinam**") of an additional 6.25% Participating Interest in Block 3B/4B, offshore South Africa from the Lunn Family Trust (the "**Vendor**"), one of the shareholders of Ricocure (Proprietary) Limited ("**Riocure**") (the "**Acquisition**"), which was the final condition in respect of completion. The Company also announced that it had issued 21,060,000 shares of the Company to complete the Block 3B/4B Farmout. Accordingly, Eco, through Azinam, holds an increased Participating Interest of 26.25% in Block 3B/4B, with Africa Oil Corp., the operator of the block, holding a 20% Participating Interest, and Ricocure, holding the remaining 53.75% Participating Interest.

The operator of Block 3B/4B, the JV partners are working together to collectively farmout up to 55% gross WI in the block, which is currently in a farm-out agreement negotiation stage. The operator and JV Partners will update the market as appropriate and should a farm-out agreement be concluded.
- On December 29, 2022, the Company announced that all the resolutions were duly passed by shareholders at the Company's Annual General Meeting held in Toronto, Canada on December 29, 2022.



- On March 9, 2023, the Company reported that Africa Oil Corp.'s had published an independent, NI 51-101 compliant report of qualified reserves and resources evaluator for Block 3B/4B Offshore South Africa (the "**CPR**"). The CPR was commissioned by Africa Oil Corp. and issued by RISC Advisory (UK) Limited, an independent oil and gas advisory firm. Highlights of the report included:
 - RISC's analysis of the licence identifies total Unrisked Gross P50 Prospective Resources of approximately 4 billion barrels of oil equivalent ("**BOE**").
 - Net (26.25%) to Eco Atlantic, the Net Unrisked Prospective resources are approximately 1.0 BOE.
 - Exploration risk (Pg) for the identified prospects and leads were assessed by RISC to range from 15% to 39%.
 - Eco Net Unrisked Prospective Resources: Oil - Million stock tank barrels of oil ("**MMstb**")
 - Minimum (P90): 452 MMstb
 - Most likely (P50): 802 MMstb
 - Maximum (P10): 1,427 MMstb
 - Eco Net Unrisked Prospective Resources: Gas - Billion cubic feet ("**Bcf**")
 - Minimum (P90): 798 Bcf
 - Most likely (P50): 1,446 Bcf
 - Maximum (P10): 2,628 Bcf
- On March 21, 2023, the Company and its partners on Block 3B/4B announced that they are applying for Environmental Authorisation to undertake exploration activities in Block 3B/4B in the Orange Basin off the Northern Cape/South-West Coast of South Africa (the "**Block**").

The Joint Venture ("**JV**") Partners have contracted Environmental Impact Management Services (Pty) Ltd ("**EIMS**") of South Africa to apply for a permit to drill one well and one contingent well (and potentially up to five wells) within an area of interest in the north of the Block. Block 3B/4B is located offshore western South Africa and is centred approximately 180 km from the coast, in water depths averaging approximately 1000m. EIMS has been appointed to undertake the required Environmental Impact Assessment ("**EIA**").

The Block 3B/4B JV Partners at that time were Africa Oil SA Corp, a wholly owned subsidiary of Africa Oil Corp., the Operator of the Block, holding a 20% Participating Interest, Azinam Limited, a wholly owned subsidiary of Eco Atlantic, holding a Participating Interest of 26.25%, and Ricocure (Proprietary) Limited, holding the remaining 53.75% Participating Interest. The JV partners continue to progress the collaborative farm-out process, up to 55% gross working interest in the Block, with various potential parties.



- On July 11, 2023, the Company announced that it had signed a legally binding Letter of Intent (the "Agreement") pursuant to which its wholly owned subsidiary, Azinam Limited ("**Azinam**"), will farm out 6.25% Participating Interest in Block 3B/4B, offshore South to Africa Oil SA Corp, a wholly owned subsidiary of Africa Oil Corp. ("**Africa Oil**") (the "**Acquisition**"). Pursuant to the terms of the LOI, the completion of the Acquisition is subject to the satisfaction of customary conditions precedent including, but not limited to, the receipt of requisite regulatory approvals from the government of South Africa and the TSX Venture Exchange (the "**TSXV**").

The consideration for the Acquisition is up to US\$10.5m in cash, payable conditional on certain milestones as set out below:

- US\$2.5m within 30 days of signing of the LOI;
- US\$2.5m upon government approval for the transfer of the 6.25% interest in Block 3B/4B to Africa Oil;
- US\$4m upon the completion of targeted farm out to a third party; and
- US\$1.5m upon spud of the first exploration well in Block 3B/4B

On closing of the Acquisition, which is subject, amongst other things, to Section 11 approval for the transfer from the government of South Africa, TSXV approval and customary pre-emption provisions, the Block 3B/4B interests of the JV partners in Block 3B/4B will be as follows:

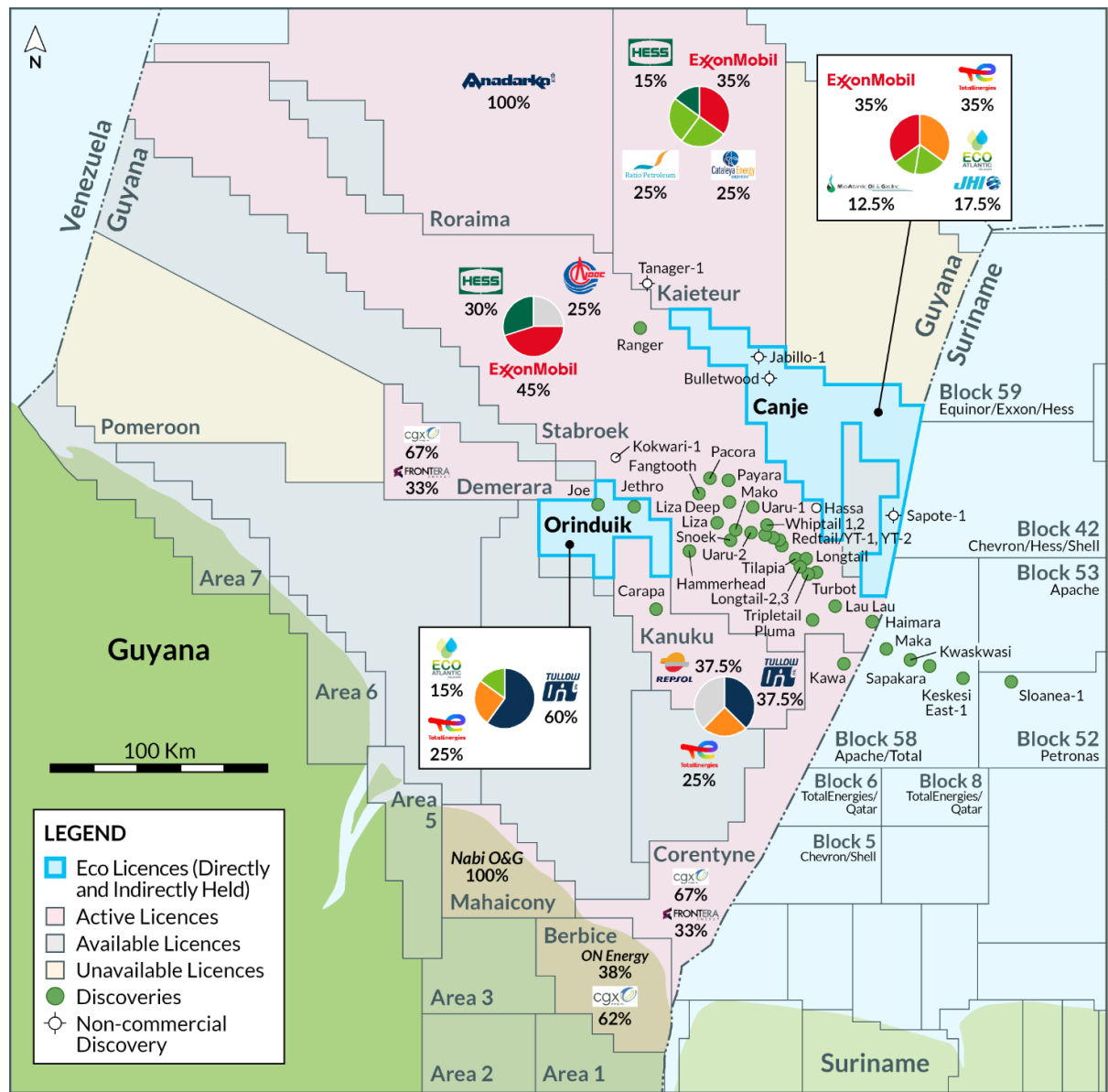
- Africa Oil SA Corp, a wholly owned subsidiary of Africa Oil Corp. and the Operator of the Block, holding a 26.25% Participating Interest;
- Azinam Limited, a wholly owned subsidiary of Eco Atlantic, holding a Participating Interest of 20%; and
- Ricocure (Proprietary) Limited, holding the remaining 53.75% Participating Interest.

The JV partners continue to progress the collaborative farm-out process, as previously announced, for up to a 55% gross working interest in the Block, with various potential parties.



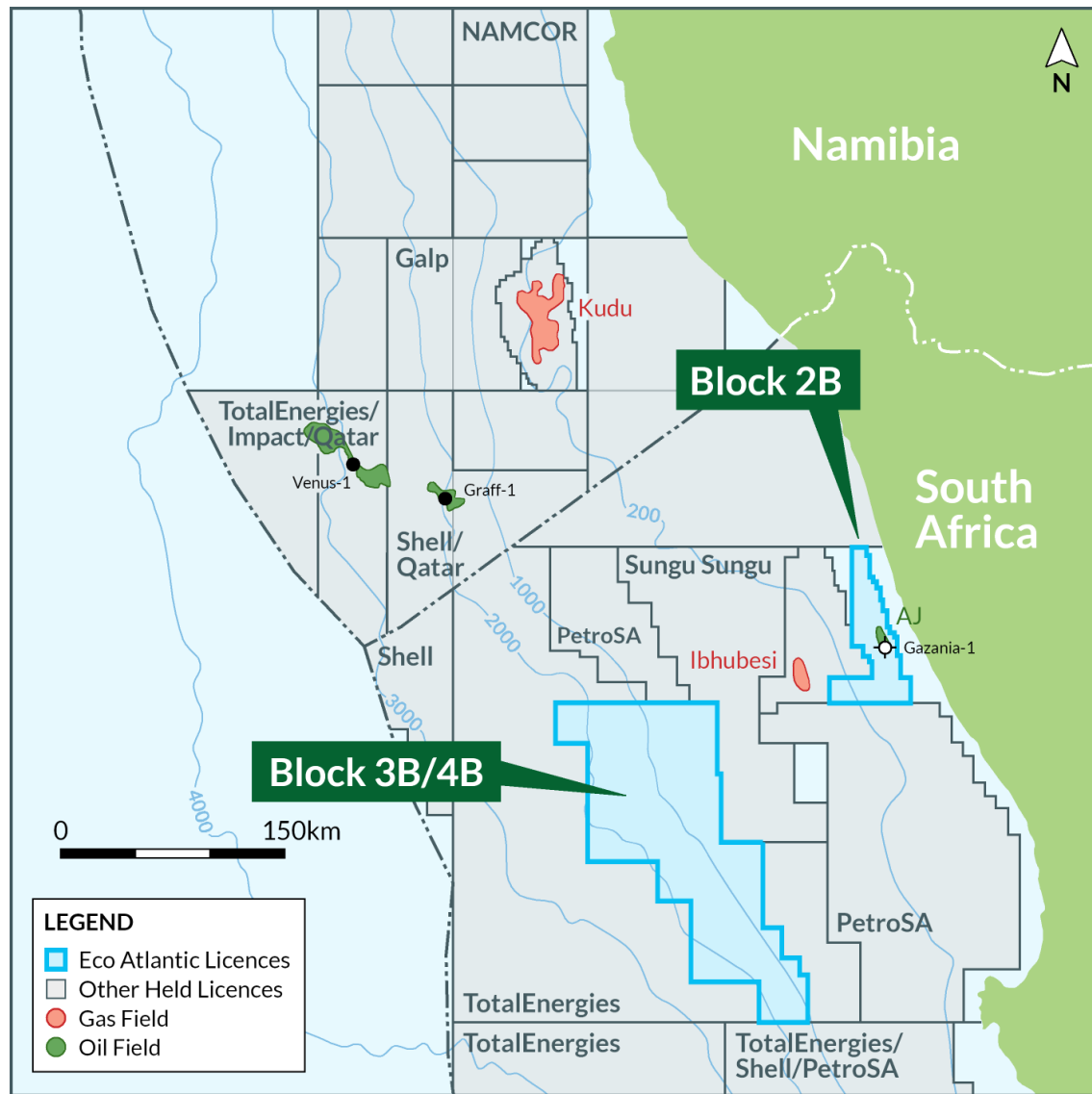
The location of the Company's exploration licenses are indicated on the maps below:

Guyana



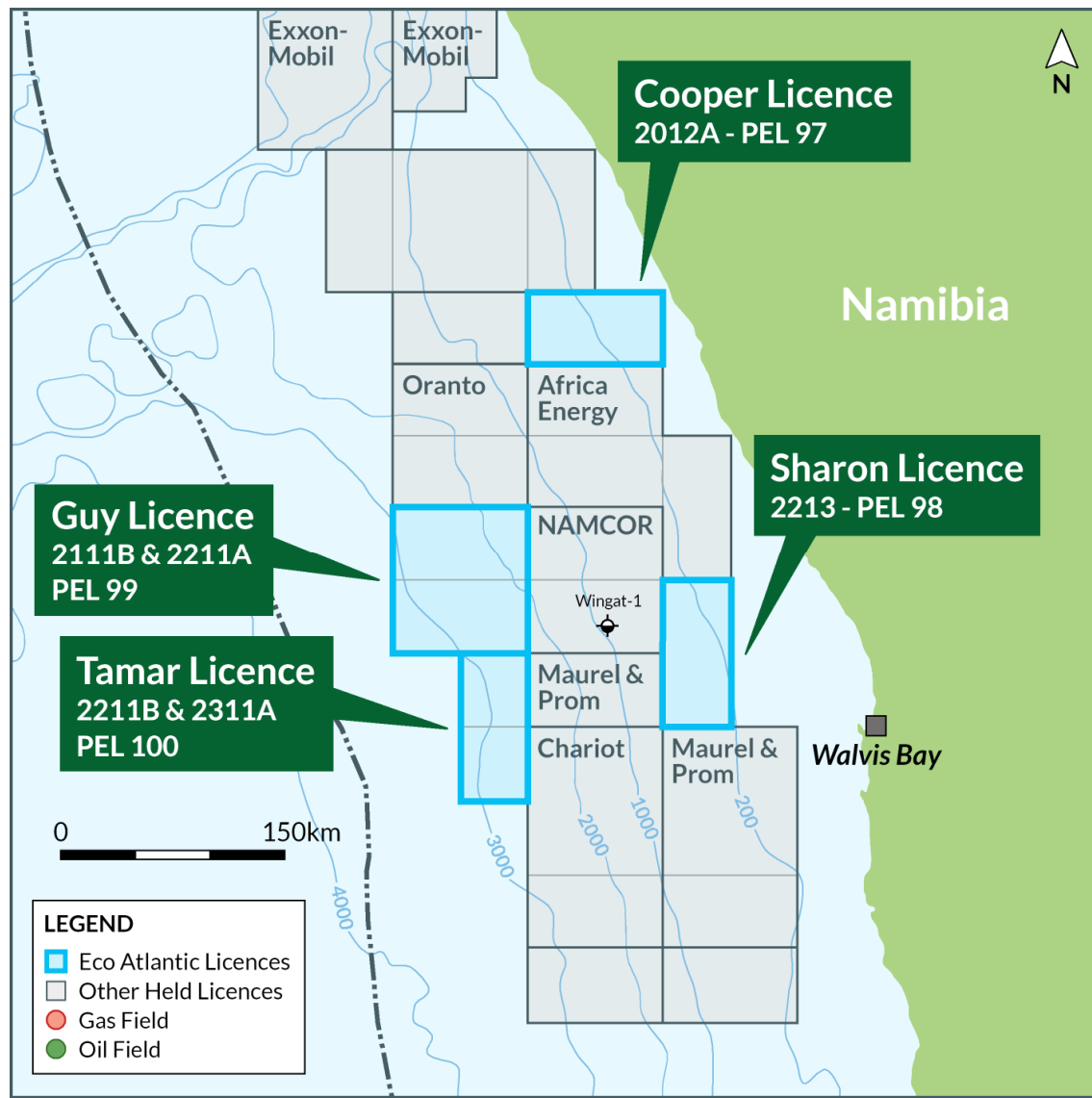


South Africa





Namibia





GUYANA

Orinduik Block

The 1,800km² Orinduik Block governed by the Orinduik License is located 170 km offshore Guyana in the Suriname-Guyana basin and is situated in shallow to deep water (70m-1,400m). The Orinduik Block is adjacent to the Stabroek Block where the consortium, led by the operator ExxonMobil, has made more than 30 discoveries on the block since 2015, and has discovered gross recoverable resources which are currently estimated by ExxonMobil at approximately 11 billion barrels of oil equivalent.

In accordance with the Orinduik License and following TotalEnergies E&P Activités Pétrolières' ("**TotalEnergies**") exercise of their Total Option (as defined below), Eco (Atlantic) Guyana Inc. ("**Eco Guyana**") holds a 15% WI in the Guyana License, TotalEnergies held a 25% WI (now held by TOQAP Guyana B.V.) and Tullow Guyana holds a 60% interest (the operator) (together the "**Partners**").

On September 11, 2018, the Company announced the filing of a Competent Persons Report ("**Report**") with 2.9 BBOE prospective resource P50 Best Estimate. On March 18, 2019, the Company announced an update to the Report pursuant to which the potential resource on the Orinduik Block, offshore Guyana, was increased to 3.981 BBOE prospective resource P50 Best Estimate, subsequently updated in February 2020.

On December 5, 2018, the Company announced its 2019 drilling program for the Orinduik Block, offshore Guyana. The net cost of the first well, named the Jethro-Lobe prospect, which is located 170 km offshore in the Suriname Guyana basin, was US\$7.6 million, the prospect, which was drilled from a conventional drill ship, is a lower tertiary stratigraphically trapped canyon turbidite in about 1,350m of water. The prospect, at that time, was estimated to hold 216 mmbbl of gross prospective resources with the 'Chance of Success' estimated to be 43.2%.

On August 12, 2019, the Company announced a major oil discovery on the Orinduik License. The Jethro-1 exploration well was drilled by the Stena Forth drillship to a final depth of 14,331 feet (4,400 meters) in approximately 1,350 meters of water. Evaluation of logging data confirmed that the Jethro-1 is the first discovery on the Orinduik License and comprises oil-bearing sandstone reservoir of Lower Tertiary age. It encountered 180.5 feet (55 meters) of net oil pay in lower Tertiary sandstone reservoirs.

On August 27, 2019, the Company announced the commencement of drilling of the Joe prospect ("**Joe-1**") the Company's second exploration well on the Orinduik Block. Joe-1 was spud using the Stena Forth drillship, which previously drilled the Jethro-1 discovery.

On September 16, 2019, the Company announced a second oil discovery on the Orinduik Block, offshore Guyana. The Joe-1 exploration well was drilled by the Stena Forth drillship to a final depth of 7,176 feet (2,175 meters) in approximately 2,546 feet (780 meters) of water. Evaluation of MWD, wireline logging and sampling of the oil confirms that Joe-1 is the second discovery on the Orinduik License and comprises oil-bearing sandstone reservoir with a high porosity of Upper Tertiary age. The Joe-1 well encountered 52 feet (16 meters) of continuous thick sandstone.

On November 13, 2019, the Company announced that wells were drilled within budget, with MWD logging tool and conventional wireline, and the reservoirs were considered to be high quality sands with good permeability.

Fluid samples were taken in both of the wells and were sent for analysis by the operator. Samples recovered from Jethro-1 and Joe-1 were mobile heavy crudes, not dissimilar to the commercial heavy crudes in the North Sea, Gulf of Mexico, the Campos Basin in Brazil, Venezuela, and Angola, with high sulphur content.



On December 9, 2019, the Partners elected to enter the next exploration phase (the “**First Renewal Period**”) of the Orinduik License signed on January 14, 2016 and have submitted their official notice to the Department of Energy of the Government of Guyana.

The entering into of the First Renewal Period, which commenced from January 14, 2020, will see the Partners maintain control of the licence for a further three years, through to January 13, 2023, and until the second renewal exploration period which will last until 2026.

On February 3, 2020, the Company announced the filing of a National Instrument 51-101 compliant resource report on the Orinduik Block, offshore Guyana showing significant increase in Gross Prospective Resources to 5,141 MMBOE (771 MMBOE net to Eco) from previous estimate of Gross Prospective Resources of 3,981 MMBOE in March 2019.

On March 15, 2021, the Department of Energy of the Government of Guyana provided final approval for the transfer of the TotalEnergies E&P Guyana B.V. 25% WI in the Orinduik License to a new company jointly owned by TotalEnergies E&P Guyana B.V. (60%) and Qatar Energy (40%), namely TOQAP Guyana B.V. (“**TOQAP**”). Accordingly, the JV Partners now comprise Eco Atlantic (15% WI), Tullow Guyana B.V. (the operator, 60% WI) and TOQAP (25% WI).

The JV Partners are currently further defining the Orinduik geological modeling, 3D reprocessing, prospects maturation and upgrading of the drilling targets inventory selection in an ongoing process.

As of the date hereof, the remaining Exploration activities and the aggregate expenditure of such activities as estimated by management based on current costs for the Orinduik License is as follows⁽¹⁾:

Exploration Activities	Expenditure US\$	Company's share of Expenditure US\$
By January 2026		
• 2nd renewal period – Drill one further exploration well (contingent)	\$ 30,000,000	\$ 4,500,000
Total	\$ 30,000,000	\$ 4,500,000

Note: (1) Drilling Exploration activities are not currently committed and cost estimates are based on management estimates for the costs if the relevant drilling exploration activity was to be undertaken as at the date of this document.



JHI ASSOCIATES INC.

Canje Block

JHI, a private company, holds a 17.5% WI in the 4,800 km² Canje Exploration Block offshore Guyana. The Canje Block is operated by ExxonMobil and is held by WI partners Esso Exploration & Production Guyana Limited (35%), with TotalEnergies E&P Guyana B.V. (35%), JHI Associates (BVI) Inc. (17.5%) and Mid-Atlantic Oil & Gas Inc. ("MOGI") (12.5%).

JHI is a Guyana pure-play deepwater exploration company founded in 2011. In 2014, JHI teamed up with Guyana-based MOGI which was awarded the Canje Block in 2015. In 2016, ExxonMobil joined the Canje Block as operator, and in 2018 TotalEnergies farmed into the Block. Five years of extensive technical and seismic data analysis led to the identification of multiple drillable prospects and successfully applying for a multi-well drilling permit for a three well exploration program in 2021.

As announced on June 28, 2021, Eco Atlantic acquired a 6.4% interest in JHI Associates Inc. with the option to increase its stake to 10% on a fully diluted basis.

On January 19, 2022, the Company announced that it has increased its interest in JHI, through the acquisition from an arm's length third party of an additional 800,000 Shares in the capital of JHI, to 7.35% in consideration for the issuance to the arm's length party of 1,200,000 new Shares in Eco Atlantic.

On July 5, 2021, it was announced that the second well on the Canje Block, Jabillo-1, was safely drilled in 2,903 meters of water by the Stena DrillMax drillship to its planned target depth of 6,475 meters. This well tested Upper Cretaceous reservoirs in a stratigraphic trap, reached planned target depth and was evaluated but did not show evidence of commercial hydrocarbons. This well was drilled at no cost to JHI or Eco Atlantic and was completed on a full carry basis.

On August 31, 2021, the Company announced that ExxonMobil has spud the Sapote-1 in the Canje Block, approximately 255 km northeast of Georgetown, in 2,550 meters of water. The Sapote-1 well was drilled to test Upper Cretaceous reservoirs in a stratigraphic trap.

On November 1, 2021 the Company announced that it had received an update from JHI that ExxonMobil has successfully and safely drilled the Sapote-1 well on the Canje Block, to a depth of 6,759 meters (22,172 ft), in 2,549 meters (8,362 ft) of water by the Stena DrillMax drillship. The well recorded hydrocarbon shows while drilling, and in the logging sequence, in a deeper interval than anticipated, but had no shows in the upper primary objective horizon. With sidewall coring and wireline logging complete, ExxonMobil will now work to define the reservoir properties, including porosity and permeability, and the cored samples will be analysed for hydrocarbons.



South Africa

The Company holds two offshore petroleum licenses South Africa being Block 2B and Block 3B/4B.

Block 2B

Azinam South Africa Limited ("**Azinam SA**"), a wholly owned subsidiary of the Company, owns 50% WI of Block 2B, located in the Orange Basin and covers 3,062 km² off the west coast of South Africa 300 km north of Cape Town with water depths ranging from 50 to 200 meters. Oil was discovered and tested on the block by Soekor in the A-J1 borehole drilled in 1988. Thick reservoir sandstones were intersected between 2,985 meters and 3,350 meters. The well was tested and flowed 191 barrels of oil per day of 36-degree API oil from a 10 meter sandstone interval at about 3,250 meters. The 686 km 2013 3D seismic data confirmed the up-dip prospectivity of the A-J1 discovery and significant further prospectivity up to a total of 1 billion barrels of oil on the Block 2B license area.

Under the terms of the Azinam SA's farmout agreement ("**Azi 2B FOA**") with Africa Energy Corp., Azinam SA has acquired a 50.0% participating interest in Block 2B and became the operator of Block 2B on behalf of the joint venture partners. Africa Energy Corp. retains a 27.5% participating interest in the block. Simultaneously, Panoro 2B Limited, a subsidiary of Panoro Energy ASA has become a 12.5% participating interest holder on the license. Crown Energy AB indirectly holds the remaining 10% participating interest.

On August 12, 2022, the Company announced that the Island Innovator rig, owned by Island Drilling Company AS, was released and mobilised.

On October 4, 2022, the Company announced commencement of operations on the Gazania-1 well targeting a 300 million barrels light oil resource.

On November 15, 2022, a Production Right Application to the PASA, for Block 2B, based on the existing oil discovery of AJ-1 and potential future operations was submitted by the JV Partners.

On November 18, 2022, the Company announced that the Gazania-1 well on Block 2B, offshore South Africa, which spudded on October 10, 2022, reached target depth of 2,360m but did not show evidence of commercial hydrocarbons. The well was plugged and abandoned as planned. Gases normally associated with light oil were encountered throughout the drilling of the well.



Block 3B/4B

Azinam Limited, a wholly owned subsidiary of the Company, owns a 20% WI of Block 3B/4B, located between 120-250 kms offshore western South Africa, directly south of the prolific multibillion barrels discoveries offshore Namibia announced in April 2022 by Shell (Graff-1) and TotalEnergies (Venus-1), and covers an area of 17,581 km² and lies in water depths ranging from 300-2500m. The 3B/4B license was previously held by BHP Billiton who acquired a 10,000 km² GeoStreamer 3D survey in 2012, which the current JV Partners have been reprocessing. During the same year, Shell acquired a further 8,000 km² of 3D to the north of the 3B/4B, which is on strike with the BHP survey. 1,400 km of multi vintage 2D seismic data also spans the license.

As of March 31, 2022, Azinam has a 20% participating interest in Block 3B/4B. Africa Oil has a 20% WI and is the operator and Ricocure has a 60% WI. Under the terms of the agreement between the parties, Azinam Limited and Africa Oil will carry Ricocure's 60% WI until the parties on the block commit to the first exploration well, such that the Company currently funds 50% of the costs incurred.

On June 24, 2022, the Company announced it had signed a farmout agreement pursuant to which its wholly owned subsidiary, Azinam Limited, will acquire an additional 6.25% Participating Interest (the "PI") in Block 3B/4B from the Lunn Family Trust ("**Vendor**"), one of the shareholders of Ricocure (Proprietary) Limited. This agreement was to be subject to the satisfaction of customary conditions precedent including, but not limited to, the receipt of requisite regulatory approvals from the government of South Africa and the TSX Venture Exchange.

On July 6, 2022, the Company announced receipt of TSXV approval to the aforementioned acquisition which resulted in the issuance of 2,702,702 Common Shares at a deemed price of CAD\$0.48 per Common Share and a cash amount of \$1 million to the vendor of the PI. Upon fulfillment of future conditions the Vendor is entitled to receive: (i) a cash amount of \$500,000 (ii) Common Shares, at a deemed price of CAD\$0.48 per Common Share, having an aggregate value of \$500,000 (or alternatively in lieu of such Common Shares, at the Company's sole discretion, pay an additional amount of US\$500,000 to the Vendor such that the cash consideration is \$1 million); (iii) Common Shares a deemed price of CAD\$0.48 per Common Share having an aggregate value of \$3 million, which Common Shares will be subject to contractual lock up restrictions; (iv) Common Shares at a deemed price of CAD\$0.48 per Common Share, having an aggregate value of \$2 million; and (v) Common Shares equal to \$2 million divided by the greater of (a) the value of the 30 day VWAP per Common Share prior to the date of the press release announcing the issue of such Common Shares; and (b) the lowest issuance price then allowed by the rules of the TSXV and AIM (to the extent then listed on such markets, otherwise the average (if listed on more than one market) on such markets as the Common Shares are then listed) subject to a maximum of 10,000,000 Common Shares.

On December 19, 2022, the Company received the requisite regulatory approvals from the Department of Mineral Resources and Energy ("**DMRE**") of South Africa and the PASA in respect of the Acquisition, which was the final condition in respect of completion. The Company also announced that it had issued 21,060,000 shares of the Company to complete the Block 3B/4B Farmout. Accordingly, Eco Atlantic, through Azinam, now holds an increased Participating Interest of 26.25% in Block 3B/4B, with Africa Oil Corp., the operator of the block, holding a 20% Participating Interest, and Ricocure, holding the remaining 53.75% Participating Interest.



On October 27, 2022 the PASA approved the operator's application to extend the Block 3B/4B license (being the first renewal of the Exploration Right) and to move into the first extension period of two years. The deed ratifying such extension was signed on December 15, 2022.

As announced by the operator, the JV partners are working together to collectively farmout up to a 55% gross WI in Block 3B/4B. The operator and JV Partners will update the market in due course.

On March 9, 2023, the Company reported that Africa Oil Corp.'s had published an independent, NI 51-101 compliant report of qualified reserves and resources evaluator for Block 3B/4B Offshore South Africa (the "**CPR**"). The CPR was commissioned by Africa Oil Corp. and issued by RISC Advisory (UK) Limited, an independent oil and gas advisory firm. Highlights of the report included:

- RISC's analysis of the licence identifies total Unrisked Gross P50 Prospective Resources of approximately 4 billion barrels of oil equivalent ("**BOE**").
- Net (26.25%) to Eco Atlantic, the Net Unrisked Prospective resources are approximately 1.0 BOE.
- Exploration risk (Pg) for the identified prospects and leads were assessed by RISC to range from 15% to 39%.
 - Eco Net Unrisked Prospective Resources: Oil - Million stock tank barrels of oil ("**MMstb**")
 - Minimum (P90): 452 MMstb
 - Most likely (P50): 802 MMstb
 - Maximum (P10): 1,427 MMstb
 - Eco Net Unrisked Prospective Resources: Gas - Billion cubic feet ("**Bcf**")
 - Minimum (P90): 798 Bcf
 - Most likely (P50): 1,446 Bcf
 - Maximum (P10): 2,628 Bcf

On March 21, 2023, the Company and its partners on Block 3B/4B announced that they are applying for Environmental Authorisation to undertake exploration activities in Block 3B/4B in the Orange Basin off the Northern Cape/South-West Coast of South Africa (the "Block").

The Joint Venture ("JV") Partners have contracted Environmental Impact Management Services (Pty) Ltd ("EIMS") of South Africa to apply for a permit to drill one well and one contingent well (and potentially up to five wells) within an area of interest in the north of the Block. Block 3B/4B is located offshore western South Africa and is centred approximately 180 km from the coast, in water depths averaging approximately 1000m. EIMS has been appointed to undertake the required Environmental Impact Assessment ("**EIA**").

The Block 3B/4B JV Partners at that time were Africa Oil SA Corp, a wholly owned subsidiary of Africa Oil Corp., the Operator of the Block, holding a 20% Participating Interest, Azinam Limited, a wholly owned subsidiary of Eco Atlantic, holding a Participating Interest of 26.25%, and Ricocure (Proprietary) Limited, holding the remaining 53.75% Participating Interest. The JV partners continue to progress the collaborative farm-out process, up to 55% gross working interest in the Block, with various potential parties.



On July 11, 2023, the Company announced that it had signed a legally binding Letter of Intent (the “**Agreement**”) pursuant to which its wholly owned subsidiary, Azinam Limited (“**Azinam**”), will farm out 6.25% Participating Interest in Block 3B/4B, offshore South to Africa Oil SA Corp, a wholly owned subsidiary of Africa Oil Corp. (“**Africa Oil**”) (the “**Acquisition**”). Pursuant to the terms of the LOI, the completion of the Acquisition is subject to the satisfaction of customary conditions precedent including, but not limited to, the receipt of requisite regulatory approvals from the government of South Africa and the TSX Venture Exchange (the “**TSXV**”).

The consideration for the Acquisition is up to US\$10.5m in cash, payable conditional on certain milestones as set out below:

- US\$2.5m within 30 days of signing of the LOI;
- US\$2.5m upon government approval for the transfer of the 6.25% interest in Block 3B/4B to Africa Oil;
- US\$4m upon the completion of targeted farm out to a third party; and
- US\$1.5m upon spud of the first exploration well in Block 3B/4B

On closing of the Acquisition, which is subject, amongst other things, to Section 11 approval for the transfer from the government of South Africa, TSXV approval and customary pre-emption provisions, the Block 3B/4B interests of the JV partners in Block 3B/4B will be as follows:

- Africa Oil SA Corp, a wholly owned subsidiary of Africa Oil Corp. and the Operator of the Block, holding a 26.25% Participating Interest;
- Azinam Limited, a wholly owned subsidiary of Eco Atlantic, holding a Participating Interest of 20%; and
- Ricocure (Proprietary) Limited, holding the remaining 53.75% Participating Interest.

The JV partners continue to progress the collaborative farm-out process, as previously announced, for up to a 55% gross working interest in the Block, with various potential parties.



NAMIBIA

Eco Atlantic holds an 85% Operated Interest in four licenses in the Walvis Basin, Offshore Namibia.

Following recent significant hydrocarbon discoveries offshore Namibia, Eco Atlantic continues to assess options for progressing exploration and commercial activity on its acreage.

Eco Atlantic is witnessing considerable interest in its licenses in Namibia and is currently assessing options, including a potential farm-out.

Cooper License

The Cooper License covers approximately 5,788 km² and is located in Block 2012A offshore in the economical waters of Namibia (the “**Cooper Block**”). The Company holds a 85% WI in the Cooper License, the National Petroleum Corporation of Namibia (“**NAMCOR**”) holds a 10% WI, and Tangi Trading Enterprise cc (“**Tangi**”) holds a 5% WI. The Company proportionally carry NAMCOR and Tangi’s WI during the exploration period.

The Company owns a 1,100 km² 3D seismic survey processed and interpreted with a drilling prospect (“**Osprey**”) defined.

On February 3, 2021 a new ten (10) year life cycle for the Cooper License received final governmental approval.



As of the date hereof, the Exploration Activities, and the aggregate expenditure as estimated by management based on current costs for the Cooper License is as follows⁽¹⁾:

Period	Minimum Exploration Work Program	Year	Minimum Estimated Expenditure	Company's share of expenditure
Phase I	WELL TARGETING <ul style="list-style-type: none"> • 3D Interpretation, Final Processing • Comparison to Learnings From wells Drilled • Faulting Analysis, Source Rock Interpretation • Reprocessing, if required, Target Definition 	Year 1 & 2	\$ 550,000	\$ 550,000
Phase II	WELL PLANNING <ul style="list-style-type: none"> • Final Location Investigation, Survey, if required • Well Engineering Design, Well Planning and Well Engineering 	Year 3	\$ 1,200,000	\$ 1,200,000
Phase III	DRILLING EXPLORATORY WELL <ul style="list-style-type: none"> • Completion of Contracts, Completion of Engineering • Final Drilling Permits, Drilling of Exploratory Well 	Year 4	\$ 50,000,000	\$ 50,000,000
	FIRST RENEWAL EXPLORATION PERIOD (2 YEARS) <i>(Optional 1-year extension)</i>			
Phase IV	RESOURCE AND PRODUCTION ASSESSMENT <ul style="list-style-type: none"> • Based on successful well, Company will complete resource and production assessment and consider offset well • <i>(If exploration well is unsuccessful evaluate new 3D survey)</i> 	Year 5	\$ 450,000	\$ 450,000
Phase V	OFFTAKE PRODUCTION ENGINEERING PLANNING <ul style="list-style-type: none"> • Based on successful well, Company completes target assessment and begins planning and permitting for drilling of an offset production well • <i>(If initial exploration well is unsuccessful, define areas of primary interest, permit new 1,200 km² 3D Survey, Estimate \$8/mm)</i> 	Year 6	\$ 600,000	\$ 600,000
	SECOND RENEWAL EXPLORATION PERIOD (2 YEARS) <i>(Optional 1-year extension)</i>			
Phase VI	DRILLING ASSESSMENT WELL <ul style="list-style-type: none"> • Based on Successful Well, Complete Planning for Assessment Well • Evaluate Offtake Plans Based on 2nd Well Success • Drill Assessment Well, Begin Offtake Engineering and Design 	Year 7 & 8	\$ 45,000,000	\$ 45,000,000

Notes

(1) Exploration Activities are not currently committed and cost estimates are based on management estimates for the costs if the relevant Exploration Activity was to be undertaken as at the date of this document.



Sharon License

The Sharon License covers approximately 5,700 km² and is located in Block 2213 offshore in the economical waters of Namibia (the “**Sharon Block**”). The Company holds a 85% WI in the Sharon License, NAMCOR holds a 10% WI and Titan Oil and Gas (Pty) Ltd holds a 5% WI (“**Titan**”). The Company proportionally carry NAMCOR and Titan’s WI during the exploration period.

The Company owns 3,000 km 2D seismic survey for the Sharon Block.

On February 3, 2021 a new ten (10) year life cycle for the Sharon License received final governmental approval.

As of the date hereof, the remaining Exploration Activities and the aggregate expenditure as estimated by management based on current costs for the Sharon License is as follows⁽¹⁾:

Period	Minimum Exploration Work Program -	Year	Minimum Estimated Expenditure	Company's share of expenditure
Phase I	SEISMIC PLANNING AND 2D SEISMIC PROGRAM <ul style="list-style-type: none"> Existing 2D Interpretation Seismic Planning and Complete 2D Seismic Program 1000 km Processing, Interpretation Comparison to Learnings other programs and wells Drilled Faulting Analysis, Source Rock Interpretation 	Year 1 & 2	\$ 1,000,000	\$ 1,000,000
Phase II	3D SEISMIC PLANNING AND PROGRAM CONTRACTING <ul style="list-style-type: none"> 3D Contracting, Planning, Permitting, Operations 1000 km Regional Interpretation 	Year 3	\$ 6,200,000	\$ 6,200,000
Phase III	3D PROCESSING AND INTERPRETATION <ul style="list-style-type: none"> Completion of Processing Interpretation and analysis Well Target Selection Drilling Permits Drilling Contractor 	Year 4	\$ 1,500,000	\$ 1,500,000
	FIRST RENEWAL EXPLORATION PERIOD (2 YEARS) <i>(Optional 1-year extension)</i>			
Phase IV	DRILLING EXPLORATORY WELL <ul style="list-style-type: none"> Completion of Contracts, Completion of Engineering Final Drilling Permits, Drilling of Exploratory Well RESOURCE AND PRODUCTION ASSESSMENT <ul style="list-style-type: none"> Based on successful well, Company will complete resource and production assessment and consider offset well <i>(If exploration well is unsuccessful evaluate new 3D survey)</i> 	Year 5	\$ 40,000,000	\$ 40,000,000
Phase V	OFFTAKE PRODUCTION ENGINEERING PLANNING <ul style="list-style-type: none"> Based on successful well, Company completes target assessment and begins planning and permitting for drilling of an offset production well <i>(If initial exploration well is unsuccessful, define areas of primary interest, permit new 1,200 km² 3D Survey, Estimate \$8mm)</i> 	Year 6	\$ 600,000	\$ 600,000



Period	Minimum Exploration Work Program -	Year	Minimum Estimated Expenditure	Company's share of expenditure
	SECOND RENEWAL EXPLORATION PERIOD (2 YEARS) (Optional 1-year extension)			
Phase VI	DRILLING ASSESSMENT WELL <ul style="list-style-type: none"> Based on Successful Well, Complete Planning for Assessment Well Evaluate Offtake Plans Based on 2nd Well Success Drill Assessment Well, Begin Offtake Engineering and Design 	Year 7 & 8	\$ 40,000,000	\$ 40,000,000

Notes

- (1) Exploration Activities are not currently committed and cost estimates are based on management estimates for the costs if the relevant Exploration Activity was to be undertaken as at the date of this document.

Guy License

The Guy License covers 11,457 km² and is located in Block 2111B and 2211A offshore in the economical waters of Namibia (the “**Guy Block**”). The Company holds a 85% WI in the Guy License, NAMCOR holds a 10% WI and Lotus Explorations (Pty) Ltd holds a 5% WI (“**Lotus**”). The Company proportionally carry NAMCOR and Lotus' WI during the exploration period.

The Company owns 1,000 km 2D seismic survey and 870 km² 3D seismic survey on the Guy Block.

On February 3, 2021 a new ten (10) year life cycle for the Guy License received final governmental approval.

As of the date hereof, the remaining Exploration Activities and the aggregate expenditure as estimated by management based on current costs for the Guy License is as follows: ⁽¹⁾

Period	Minimum Exploration Work Program	Year	Minimum Estimated Expenditure	Company's share of expenditure
Phase I	SEISMIC PLANNING AND 2D SEISMIC PROGRAM <ul style="list-style-type: none"> Existing 2D and 3D Interpretation Seismic Planning and Complete 2D Seismic Program 1000 km Processing, Interpretation Comparison to Learnings other programs and wells Drilled Faulting Analysis, Source Rock Interpretation 	Year 1 & 2	\$ 1,250,000	\$ 1,250,000
Phase II	3D SEISMIC PLANNING AND PROGRAM CONTRACTING <ul style="list-style-type: none"> 3D Contracting, Planning, Permitting, Operations 1000 km Regional Interpretation 	Year 3	\$ 6,400,000	\$ 6,400,000
Phase III	3D PROCESSING AND INTERPRETATION <ul style="list-style-type: none"> Completion of Processing Interpretation and analysis Well Target Selection Drilling Permits Drilling Contractor 	Year 4	\$ 1,500,000	\$ 1,500,000



Period	Minimum Exploration Work Program	Year	Minimum Estimated Expenditure	Company's share of expenditure
	FIRST RENEWAL EXPLORATION PERIOD (2 YEARS) <i>(Optional 1-year extension)</i>			
Phase IV	DRILLING EXPLORATORY WELL <ul style="list-style-type: none"> Completion of Contracts, Completion of Engineering Final Drilling Permits, Drilling of Exploratory Well RESOURCE AND PRODUCTION ASSESSMENT <ul style="list-style-type: none"> Based on successful well, Company will complete resource and production assessment and consider offset well <i>(If exploration well is unsuccessful evaluate new 3D survey)</i> 	Year 5	\$ 50,000,000	\$ 50,000,000
Phase V	OFFTAKE PRODUCTION ENGINEERING PLANNING <ul style="list-style-type: none"> Based on successful well, Company completes target assessment and begins planning and permitting for drilling of an offset production well <i>(If initial exploration well is unsuccessful, define areas of primary interest, permit new 1,200 km² 3D Survey, Estimate \$8mm)</i> 	Year 6	\$ 600,000	\$ 600,000
	SECOND RENEWAL EXPLORATION PERIOD (2 YEARS) <i>(Optional 1-year extension)</i>			
Phase VI	DRILLING ASSESSMENT WELL <ul style="list-style-type: none"> Based on Successful Well, Complete Planning for Assessment Well Evaluate Offtake Plans Based on 2nd Well Success Drill Assessment Well, Begin Offtake Engineering and Design 	Year 7 & 8	\$50,000,000	\$50,000,000

Notes

- (1) Exploration Activities are not currently committed and cost estimates are based on management estimates for the costs if the relevant Exploration Activity was to be undertaken as at the date of this document.



Tamar License

The Tamar License covers approximately 5,649 km² and is located in Block 2211B and 2311A offshore in the economical waters of Namibia (the “**Tamar Block**”). The Company holds an 85% WI in the Tamar Block, NAMCOR holds a 10% WI and Moonshade Investment (Pty) Ltd (“**Moonshade**”) holds a 5% WI. The Company proportionally carry NAMCOR and Moonshades’ WI during the exploration period.

On February 3, 2021 a new ten (10) year life cycle for the Tamar License received final governmental approval.

As of the date hereof, the remaining Exploration Activities and the aggregate expenditure as estimated by management based on current costs for the Tamar License is as follows: ⁽¹⁾

Period	Minimum Exploration Work Program	Year	Minimum Estimated Expenditure	Company's share of expenditure
Phase I	SEISMIC PLANNING AND 2D SEISMIC PROGRAM <ul style="list-style-type: none"> Existing 2D Interpretation Seismic Planning and Complete 2D Seismic Program Processing, Interpretation Comparison to Learnings other programs and wells Drilled Faulting Analysis, Source Rock Interpretation 	Year 1 & 2	\$ 1,250,000	\$ 1,250,000
Phase II	3D SEISMIC PLANNING AND PROGRAM CONTRACTING <ul style="list-style-type: none"> 3D Contracting, Planning, Permitting Regional Interpretation 	Year 3	\$ 6,400,000	\$ 6,400,000
Phase III	3D PROCESSING AND INTERPRETATION <ul style="list-style-type: none"> Completion of Processing Interpretation and analysis Well Target Selection Drilling Permits Drilling Contractor 	Year 4	\$ 1,500,000	\$ 1,500,000
	FIRST RENEWAL EXPLORATION PERIOD (2 YEARS) <i>(Optional 1-year extension)</i>			
Phase IV	DRILLING EXPLORATORY WELL <ul style="list-style-type: none"> Completion of Contracts, Completion of Engineering Final Drilling Permits, Drilling of Exploratory Well RESOURCE AND PRODUCTION ASSESSMENT <ul style="list-style-type: none"> Based on successful well, Company will complete resource and production assessment and consider offset well <i>(If exploration well is unsuccessful evaluate new 3D survey)</i> 	Year 5	\$ 40,000,000	\$ 40,000,000
Phase V	OFFTAKE PRODUCTION ENGINEERING PLANNING <ul style="list-style-type: none"> Based on successful well, Company completes target assessment and begins planning and permitting for drilling of an offset production well <i>(If initial exploration well is unsuccessful, define areas of primary interest, permit new 1,200 km² 3D Survey, Estimate \$8mm)</i> 	Year 6	\$ 600,000	\$ 600,000
	SECOND RENEWAL EXPLORATION PERIOD (2 YEARS) <i>(Optional 1-year extension)</i>			



Period	Minimum Exploration Work Program	Year	Minimum Estimated Expenditure	Company's share of expenditure
Phase VI	DRILLING ASSESSMENT WELL <ul style="list-style-type: none"> Based on Successful Well, Complete Planning for Assessment Well Evaluate Offtake Plans Based on 2nd Well Success Drill Assessment Well, Begin Offtake Engineering and Design 	Year 7 & 8	\$ 40,000,000	\$ 40,000,000

Notes

- (1) Exploration Activities are not currently committed and cost estimates are based on management estimates for the costs if the relevant Exploration Activity was to be undertaken as at the date of this document.

Environmental, Social and Governance (“ESG”)

In October 2022, Eco Atlantic underwent a comprehensive review of its ESG practices across all aspects of the business, conducted by Magnolia Consulting.

A stakeholder materiality assessment, industry guidance review and peer reviews identified the key areas of focus for Eco's ESG Strategy and aligned Eco's Social Investment projects ambitions to the United Nations Social Development Goals.

Eco focuses its efforts on the significant social, economic, and environmental impacts that the Company, and the energy industry in general, can have in the countries where it operates. This approach helps make Eco a strategically resilient business – one that delivers value for our host nations, stakeholders, and investors.

Through discussions with its stakeholders, Eco Atlantic considers its ESG priorities to be:

- Climate change
- Community engagement
- Environmental management
- Governance
- Safety
- Social & economic development

Eco is committed to undertaking its business in a safe and efficient manner that minimizes our environmental impacts while ensuring a safe and secure working environment for our staff, contractors and other stakeholders. Adhering to strong ESG principles is fundamental to the delivery of our strategy and solid business results.

The Company aims to meet the highest standards of ESG practices across all aspects of its business. The Company is committed to the countries where it operates – promoting sustainable growth and support for nearby communities.

Eco operates as a responsible custodian in compliance with the applicable environmental laws and regulations of the countries in which it operates. This commitment informs every aspect of the business, including how it researches, plans and designs new exploration projects, operates its portfolio, collaborates with stakeholders and reports progress.



As a result of the review Eco's board adopted company policies for ESG; Health and safety; Environmental management; and Sustainable relationships on December 1, 2022, all of which are available on the Company's website page ESG principles and policies.

Environmental Stewardship

Eco Atlantic recognises that oil and gas activities may result in an impact to the environment in its areas of operation. The Company strive to responsibly minimise environmental impacts across the full life cycle of its exploration operations and corporate operations.

- The Company incorporates its environmental policy into its management systems, measures their effectiveness and operates under a principle of continuous improvement.
- The Company obtains and maintains all the necessary permits and licenses for its activities.
- The Company consults with its stakeholders on environmental issues that may affect them.

Responsibility

Eco wishes to develop sustainable long-term relationships in the communities in which it operates.

A growing energy sector can benefit local economies through the creation of direct work opportunities in the industry. More significantly, the sector can have the indirect impact of increasing employment, revenue and support for infrastructure development, education, lodging and restaurants.

In this context, Eco demonstrates its commitment through its decade-old social responsibility programmes, focusing on education and skills development.

Eco has a track record of in-country relationships and ESG engagement and the Company began implementing early-stage social responsibility programmes focused on education in both Namibia and Guyana over ten years ago. A South Africa focused initiative was also initiated with the Company's local community stakeholders in 2022. Eco firmly believes that by supporting the younger generation with the foundation for effective education and the opportunity to gain valuable skills and education tools needed to succeed, the whole country will benefit from growth and prosperity.

Eco is continually developing its management systems to implement its ESG Policies and to develop a suitable reporting framework to measure its effectiveness as part of a process of continuous improvement.



Financial position

The Company's current operations are focused on South Africa, Guyana and Namibia.

As at March 31, 2023, the Company had total assets of \$55,617,651 and a net equity position of \$50,652,589. This compares with total assets of \$45,868,780 and a net equity position of \$40,221,941 as at March 31, 2022. The Company had current liabilities of \$4,965,062 as at March 31, 2023, as compared with \$5,646,839 as at March 31, 2022.

As at March 31, 2023, the Company had working capital of \$1,450,022 compared to working capital of \$3,433,507 as at March 31, 2022. The Company had cash on hand of \$4,110,734 as at March 31, 2023, compared with \$3,438,834 as at March 31, 2022, and short-term investments of \$13,107 at March 31, 2023 compared with \$52,618 as at March 31, 2022. The low working capital as of March 31, 2023 was due to increased amount owing to vendors, specifically on the 2B well that was completed earlier in the year. These accounts payable have been, for the most part, repaid, as of the date of this report. As of July 28, 2023, the Company has cash on hand of \$6.4 million, which includes the initial payment of \$2.5 million pursuant to the proposed sale of a 6.25% working interest in Block 3B/4B to Africa Oil Corp.

Environmental Regulation

The Company's activities may be subject to environmental regulations, which may cover a wide variety of matters. It is likely that environmental legislation and permitting will evolve in a manner which will require stricter standards and enforcement. This may include increased fines and penalties for non-compliance, more stringent environmental assessments of proposed projects and a higher degree of responsibility for companies, their directors and employees.

The Company does not believe that any provision for such costs is currently required and is unable to determine the impact on its financial position, if any, of environmental laws and regulations that may be enacted in the future due to the uncertainty surrounding the form that these laws and regulations may take.

Summarised Financial Information (in US Dollars)

	Year ended March 31,	
	2023	2022
Revenue		
Interest income	\$ 66,571	\$ 3,556
	<u>66,571</u>	<u>3,556</u>
Operating expenses:		
Compensation costs	905,974	852,383
Professional fees	694,304	551,751
Operating costs	33,039,264	1,932,826
General and administrative costs	848,893	603,145
Share-based compensation	2,968,294	14,495
Foreign exchange loss (gain)	559,947	(116,631)
Total operating expenses	<u>39,016,676</u>	<u>3,837,969</u>
Operating loss	<u>\$ (38,950,105)</u>	<u>\$ (3,834,413)</u>

Exploration and evaluation assets and expenditures

For oil and gas prospects not commercially viable and financially feasible, the Company expenses exploration and evaluation expenditures as incurred. Exploration and evaluation expenditures include acquisition costs of oil and gas prospects, property option payments and evaluation activities. Exploration and evaluation expenditures associated with a business combination or asset acquisition are capitalised.



Once a project has been established as commercially viable and technically feasible, related development expenditures are capitalised. This includes costs incurred in preparing the site for production operations. Capitalisation ceases when the oil and natural gas reserves are capable of commercial production, with the exception of development costs that give rise to a future benefit. Exploration and evaluation expenditures are capitalised if the Company can demonstrate that these expenditures meet the criteria of an identifiable intangible asset.

Interest income

During the year ended March 31, 2023, the Company earned interest of \$66,571 from funds invested in interest bearing deposits with financial institutions, as compared with \$3,556 earned during the year ended March 31, 2022.

The increase in interest earned during each period reflects the increase in average cash balances during the period as the Company used its cash reserves to finance its operations and a decrease in interest rates during the period.

Expenses

As operator of the some of its petroleum exploration licenses, the Company bills certain partners for their respective share in certain compensation, operating and administrative expenses on certain of our licenses ("**JOA Recoveries**").

Operating costs

Operating costs include amounts spent on data acquisition, technical consulting and analysis, incurred in connection with the Group's oil and gas licenses.

During the year ended March 31, 2023, the Company incurred net operating costs of \$33,039,264 as compared to net operating costs of \$1,932,826 for the year ended March 31, 2022. The increase for the year ended March 31, 2023 relates primarily to expenditure in respect of the Gazania 1 exploration well on Block 2B which commenced in October 2022.

Compensation costs

Compensation costs represent amounts paid by the Company for compensation to certain members of management. It further includes compensation paid to certain of the Company's directors for their services as directors.

During the year ended March 31, 2023, the Company incurred compensation costs of \$905,974 as compared to \$852,383 for the year ended March 31, 2022.

Professional fees

Professional fees represent amounts paid by the Company for professional fees provided to the Company by independent service providers.

During the year ended March 31, 2023, the Company incurred professional fees of \$694,304 compared to \$551,751 for the year ended March 31, 2022. The increase in professional fees in 2023 is due to increased activity by the Company as compared to the prior year.

General and administrative costs

General and administrative costs include public company charges, travel and entertainment, occupancy and general office expenditures for the Company's head office in Toronto and its regional office in Guyana, Namibia and South Africa.

During the year ended March 31, 2023, the Company incurred net general and administrative costs of \$848,893 as compared to \$603,145 during the year ended March 31, 2022.

General and Administrative costs increased during 2023 as compared to 2022, primarily due to public company costs, insurance and travel (following the ease in Covid-19 travel restrictions).



Share based compensation

The share-based compensation expense reflects the fair value of stock options granted to directors, officers, employees and consultants of the Company.

During the year ended March 31, 2023, share based compensation amounted to \$2,968,294 as compared to \$14,495 for the year ended March 31, 2022.

The reason for the significant increase in amounts expensed in 2023 relates to the RSU's and stock options issued and expensed during the period.

Foreign exchange

The foreign exchange movement during the year ended March 31, 2023, reflects the movements of the Canadian dollar, British Pound, Euro and Namibian dollar relative to the US Dollar. The Company's cash and cash equivalents and short-term investments are held primarily in US Dollars, but the Company also hold funds in in Canadian dollars, British Pounds and Euros.

Summary of Quarterly Results

Summarised quarterly results for the past eight quarters are as follows:

	Quarter Ended			
	31-Mar-23	31-Dec-22	30-Sep-22	30-Jun-22
Total income	\$ (26,612)	\$ 36,731	\$ 36,325	\$ 20,127
Net loss for the period	\$ (604,257)	\$ (19,453,552)	\$ (13,782,259)	\$ (2,714,686)
Basic loss per share	\$ (0.003)	\$ (0.055)	(0.038)	\$ (0.009)

	Quarter Ended			
	31-Mar-22	31-Dec-21	30-Sep-21	30-Jun-21
Total income	\$ (4,879)	\$ -	\$ 3,911	\$ 4,524
Net profit (loss) for the period	\$ (5,567,107)	\$ 236,043	\$ (400,636)	\$ (825,624)
Basic loss per share	\$ (0.021)	\$ 0.001	(0.002)	\$ (0.004)

Additional Disclosure for Venture Issuers Without Significant Revenue

	Year ended March 31,	
	2023	2022
Expenditures on exploration and evaluation		
2B Block	\$ 30,654,264	\$ -
3B/4B Block	70,000	-
Cooper License	620,000	251,000
Guy License	288,000	83,000
Sharon License	516,000	190,000
Tamar License	212,000	27,000
Guyana License	679,000	135,000
Total	<u>\$ 33,039,264</u>	<u>\$ 686,000</u>
General and administrative expenses		
Occupancy and office expenses	\$ 23,242	\$ 9,875
Travel expenses	136,631	46,145
Public company costs	520,630	490,549
Insurance	141,521	83,204
Financial services	26,869	13,889
Recovered under JOAs	-	(40,517)
	<u>\$ 848,893</u>	<u>\$ 603,145</u>



Liquidity and Capital Resources

The financial statements have been prepared on a going concern basis whereby the Company is assumed to be able to realise its assets and discharge its liabilities in the normal course of operations. The financial statements do not reflect adjustments that would be necessary if the going concern assumption were not appropriate. If the going concern assumption was not appropriate for the financial statements, then adjustments of a material nature would be necessary in the carrying value of assets such as petroleum and natural gas licenses, liabilities, the reported expenses, and the balance sheet classifications used. Management continues to pursue financing opportunities for the Company to ensure that it will have sufficient cash to carry out its planned exploration program beyond the next year.

During the year ended March 31, 2023, the Company's overall position of cash and cash equivalents increased by \$820,882, excluding forex differences. This increase in cash can be attributed to the following activities:

- 1) The Company's net cash used in operating activities during the year ended March 31, 2023 was \$34,954,416 as compared to cash generated from operating activities of \$3,619,206 for the year ended March 31, 2022. The increase during 2023 was due to the well drilled in South Africa. The Company also used \$839,029 in operating activities of its discontinued operations in 2023 as compared to \$1,008,182 in 2022.
- 2) Cash used in investing activities for the year ended March 31, 2023 was \$1,559,475 as compared to \$8,499,978 for the year ended March 31, 2022. In 2023, the amount related primarily to the Company's acquisition of the JHI Associates Inc. common shares and was offset by the redemption of short-term investments.
- 3) Cash generated from financing activities for the year ended March 31, 2023 was \$35,666,089 as compared to \$4,870,616 for the year ended March 31, 2022. In 2023, the amount related primarily to two private placements completed during the year ended March 31, 2023.

As discussed above, the Company is required to undertake specific exploration activities on each of the Company's licenses during each phase of development. (See "Overview of Operations" for information on the Company's commitments.)

The Company is currently engaged in the exploration and development of the licenses in order to assess the existence of commercially exploitable quantities of oil and gas and to determine if additional resources should be allocated to these licenses as per the work program commitments set out herein. The Company has completed the minimum exploration work required to date for each of its material licenses.



The Company has no revenue producing operations and continues to manage its costs, focusing on its higher potential licenses as described above. It may seek funding in the capital markets and may seek to pursue additional joint venture and farm-in opportunities with other suitable companies having access to capital, in order to meet its exploratory commitments and development strategy. Although the Company has been successful in raising funds to date, there can be no assurance that adequate funding will be available in the future, or available under terms favorable to the Company.

Common Shares	367,348,680
Options issued to directors, officers and consultants	8,050,000
RSUs granted to directors, officers and consultants	1,768,000
Warrants*	73,406,531
Common shares outstanding on a fully diluted basis	<u>450,573,211</u>

(*) 40,000,000 warrants are only exercisable in the case of a producible commercial discovery on Block 2B or Block 3B/4B

Off-Balance Sheet Agreements

As of the date of this MD&A, the Company does not have any off-balance sheet arrangements that have or are reasonably likely to have, a current or future effect on its results of operations or financial condition, including, and without limitation, such consolidations as liquidity, capital expenditure and capital resources that would be considered material to investors.

Contractual Commitments

Licenses

The Company is committed to meeting all of the conditions of its licenses including annual lease renewal or extension fees as needed.

The Company, together with its partners on each license, submit annual work plans for the development of each license, which are approved by the relevant regulator.

Financial Instruments

Other risks and uncertainties the Company faces at present are market risk and foreign exchange risk.

Market risk is the risk of loss that may arise from changes in interest rates, foreign exchange rates and oil and gas prices. An extended period of depressed oil and gas prices could make access to capital more difficult and the Company is dependent on capital markets to fund its exploration and ultimately, its development programs.

Foreign exchange risk arises since most of the Company's costs are in currencies other than the Canadian dollar. Fluctuations in exchange rates between the Canadian dollar and the U.S. dollar could materially affect the Company's financial position. Management periodically considers reducing the effect of exchange risk through the use of forward currency contracts but has not entered into any such contracts to date.



Risks and Uncertainties

The business of exploring for, developing and producing oil and gas reserves is inherently risky. The Company is in the development stage and has not determined whether its licenses contain economically recoverable reserves. The Company's future viability is dependent on the existence of oil and gas reserves and on the ability of the Company to obtain financing for its exploration programs and development of such reserves and ultimately on the profitability of operations or disposition of its oil and gas interests.

The Company's actual exploration and operating results may be very different from those expected as at the date of this MD&A.

For a complete discussion on risk factors, please refer to the Company's Annual Information Form dated July 27, 2023, filed under the Company's profile at www.sedar.com and on the Company's website.



Transactions between Related Parties and Balances

Parties are considered to be related if one party has the ability, directly or indirectly, to control the other party or exercise significant influence over the other party in making operating and financial decisions. This would include the Company's senior management, who are considered to be key management personnel by the Company.

Parties are also related if they are subject to common control or significant influence. Related parties may be individuals or corporate entities. A transaction is considered to be a related party transaction when there is a transfer of resources or obligations between related parties.

Fees for management services and operating costs paid to directors and officers or private companies which are controlled by directors or officers of the Company were as follows:

The following are the expenses incurred with related parties for the year ended March 31, 2023 and 2022 and the balances owing as of March 31, 2023 and 2022:

March 31, 2023:

	Directors Fees	Consulting Fees	Stock based awards	Option based awards	Total	Amounts owing at March 31, 2023
Executive Directors						
Gil Holzman - CEO	\$ -	\$ 474,696	\$ 273,000	\$ 392,925	\$ 1,140,621	\$ 29,956
Colin Kinley - COO	-	360,000	273,000	392,925	1,025,925	-
Alan Friedman - Executive Vice President	-	38,807	-	52,390	91,197	3,234
Gadi Levin - Financial Director	-	120,734	68,250	104,780	293,764	-
Non Executive Directors						
Moshe Peterburg (*)	96,000	-	97,500	261,950	455,450	24,000
Keith Hill	22,752	-	97,500	196,463	316,715	7,650
Peter Nicol	33,224	-	-	104,780	138,004	6,800
Helmut Angula	19,019	-	-	52,390	71,409	4,710
Officers						
Alan Rootenberg - CFO	-	21,308	-	-	21,308	1,776
Kinley Exploration LLC, a company controlled by the COO	-	607,674	-	-	607,674	71,454
Total	\$ 170,995	\$ 1,623,219	\$ 809,250	\$ 1,558,603	\$ 4,162,067	\$ 149,580

March 31, 2022:

	Directors Fees	Consulting Fees	Stock based awards	Option based awards	Total	Amounts owing at March 31, 2022
Executive Directors						
Gil Holzman - CEO	\$ -	\$ 406,532	\$ -	\$ -	\$ 406,532	\$ -
Colin Kinley - COO	-	323,550	-	-	323,550	26,963
Alan Friedman - Executive Vice President	-	40,764	-	-	40,764	3,517
Gadi Levin - Financial Director	-	93,150	-	-	93,150	-
Non Executive Directors						
Moshe Peterburg (*)	122,400	-	-	-	122,400	30,600
Keith Hill	24,367	-	-	-	24,367	6,092
Peter Nicol	36,761	-	-	-	36,761	9,190
Helmut Angula	20,306	-	-	-	20,306	5,077
Officers						
Alan Rootenberg - CFO	-	23,699	-	-	23,699	1,074
Kinley Exploration LLC, a company controlled by the COO	-	151,028	-	-	151,028	74,347
Total	\$ 203,834	\$ 1,038,723	\$ -	\$ -	\$ 1,242,557	\$ 156,860

(*) Mr. Peterburg resigned from the board of directors effective, November 28, 2022.



Critical Accounting Estimates

The Company's critical accounting estimates are defined as those estimates that have a significant impact on the portrayal of its financial position and operations and that require management to make judgments, assumptions and estimates in the application of IFRS. Judgments, assumptions and estimates are based on historical experience and other factors that management believes to be reasonable under current conditions. As events occur and additional information is obtained, these judgments, assumptions and estimates may be subject to change. The Company believes the following are the critical accounting estimates used in the preparation of its consolidated financial statements. The Company's significant accounting policies can be found in Note 3 of the Company's Financial Statements.

Use of estimates

Estimates and underlying assumptions are reviewed on an ongoing basis. Revisions to accounting estimates are recognised prospectively from the period in which the estimates are revised. The following are the key estimate and assumption uncertainties considered by management.

Judgements

i) Impairment of petroleum and natural gas licenses

When there are indications that an asset may be impaired, the Company is required to estimate the asset's recoverable amount. The recoverable amount is the greater of value in use and fair value less costs to sell. Determining the value in use requires the Company to estimate expected future cash flows associated with the assets and a suitable discount rate in order to calculate present value.

ii) Investment in associates

The Company has determined it holds significant influence over JHI due to its ability to appoint a director to the JHI Board. Accordingly, the Company accounts for its investment using the Equity method of accounting in accordance with IAS 28 investment in associates and joint ventures. Management applies its judgement as to whether the Company has significant influence over JHI. If the Company did not have significant influence, it would account for the investment as a financial instrument carried fair value through profit and loss.

Estimates

i) Stock Based Compensation

The Company uses the fair value method, utilizing the Black-Scholes option pricing model, for valuing stock options granted to directors, officers, consultants and employees. The estimated fair value is recognized over the applicable vesting period as stock-based compensation expense. The recognized costs are subject to the estimation of what the ultimate payout will be using pricing models such as the Black-Scholes model which is based on significant assumptions such as volatility, dividend yield, risk free rate, estimated forfeitures and expected term.

ii) Acquisition of Azinam and JHI

As part of the acquisition of Azinam and JHI the Company issued share-based consideration, which required fair value estimations.



Disclosure Controls and Procedures and Internal Controls over Financial Reporting

Management has established processes to provide it with sufficient knowledge to support representations that it has exercised reasonable diligence to ensure that (i) the consolidated financial statements do not contain any untrue statement of material fact or omit to state a material fact required to be stated or that is necessary to make a statement not misleading in light of the circumstances under which it is made, as of the date of and for the periods presented by the consolidated financial statements, and (ii) the consolidated financial statements fairly present in all material respects the financial position, results of operations and cash flows of the Company, as of the date of and for the periods presented.

In contrast to the certificate required for non-venture issuers under National Instrument 52-109 – *Certification of Disclosure in Issuers' Annual and Interim Filings* ("NI 52-109"), the Venture Issuer Basic Certificate does not include representations relating to the establishment and maintenance of disclosure controls and procedures ("DC&P") and internal control over financial reporting ("ICFR"), as defined in NI 52-109. In particular, the certifying officers filing this certificate are not making any representations relating to the establishment and maintenance of:

- 1) controls and other procedures designed to provide reasonable assurance that information required to be disclosed by the issuer in its annual filings, interim filings or other reports filed or submitted under securities legislation is recorded, processed, summarised and reported within the time periods specified in securities legislation; and
- 2) a process to provide reasonable assurance regarding the reliability of financial reporting and the preparation of consolidated financial statements for external purposes in accordance with the issuer's GAAP (IFRS).

The issuer's certifying officers are responsible for ensuring that processes are in place to provide them with sufficient knowledge to support the representations they are making in the certificate. Investors should be aware that inherent limitations on the ability of certifying officers of a venture issuer to design and implement on a cost-effective basis DC&P and ICFR as defined in NI 52-109 may result in additional risks to the quality, reliability, transparency and timeliness of interim and annual filings and other reports provided under securities legislation.

Additional Information

Additional information relating to the Company, the Company's quarterly and annual consolidated financial statements, annual information form, technical reports and other disclosure documents, are available on the System for Electronic Document Analysis and Retrieval (SEDAR) website at www.sedar.com.